



ಬೃಹತ್ ಬೆಂಗಳೂರು ಮಹಾನಗರ ಪಾಲಿಕೆ
Bruhat Bengaluru Mahanagara Palike



BBMP COVID-19 WAR ROOM 09.05.2022



OVERVIEW OF COVID-19 IN BENGALURU

CASE TRENDS ACTIVE CASES **1,805**

<u>Confirmed Cases</u>	<u>Recovered Cases</u>	<u>Death Cases</u>
88 17,84,674 #	122 17,65,906 #	0 16,963 #

HOSPITALIZATION **7**

<u>ICU – V</u>	<u>ICU</u>	<u>HDU</u>	<u>General</u>
1	-	1	5

INCLUDES GOVT. QUOTA AND PRIVATE WALK-IN HOSPITALIZATION

VACCINATION **3,769** 1,89,45,532 #

<u>First Dose</u>	<u>Second Dose</u>	<u>Precaution Dose</u>
494 95,04,347 #	1,592 89,19,645 #	1,683 5,21,540 #

TRIAGING

MTU
1

Tele Triage
38

ACTIVE CZs **8**

MCZs (< 5 cases)
8

Clusters (> 5 cases)
0

TESTING **6,296** 2,94,41,718 #

<u>RAT</u>	<u>RTPCR</u>
985	5,311

Positivity : 1.50%
*FOR LAST 7 DAYS

: indicates cumulative numbers till date



ABSTRACT OF COVID-19 SCENARIO IN BENGALURU



	MALE			FEMALE			TRANSGENDER			TOTAL		
	Last 24 Hours	Last 7 Days	Cumulative	Last 24 Hours	Last 7 Days	Cumulative	Last 24 Hours	Last 7 Days	Cumulative	Last 24 Hours	Last 7 Days	Cumulative
Positive Cases	50	524	10,55,642	38	370	7,28,841	0	0	191	88	894	17,84,674
Recovered Cases	105	540	10,43,340	17	280	7,22,383	0	0	183	122	820	17,65,906
Death Cases	0	0	10,744	0	0	6,215	0	0	4	0	0	16,963
Total Tests Done	In Last 24 hrs. : 6,296			In last 7 days : 59,696			Cumulative : 2,94,41,718					
Vaccine Doses Administered	In Last 24 hrs. : 3,769			In last 7 days : 78,532			Cumulative : 1,89,45,532					
ACTIVE CASES									1,805			

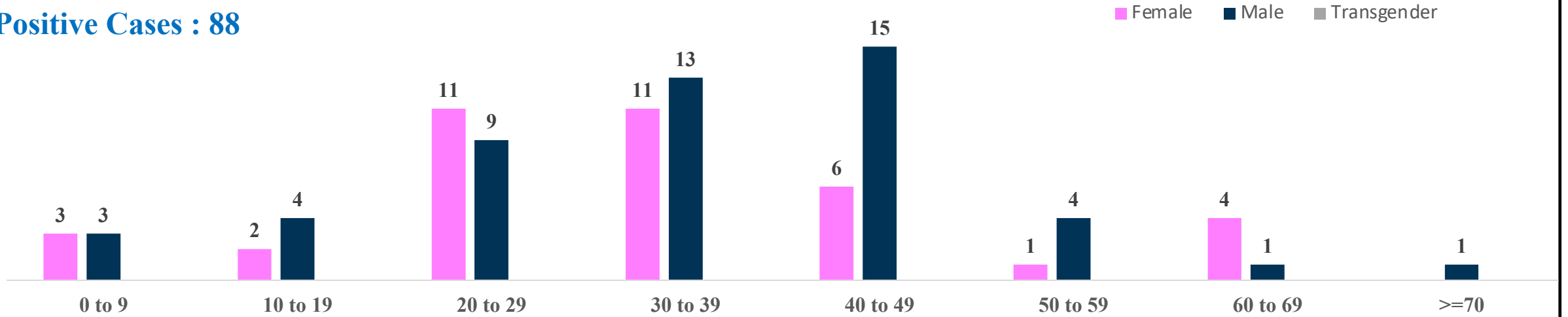
*Covid deaths occurred today : 00 | Covid deaths occurred beyond last 24 hrs., reported today : 00



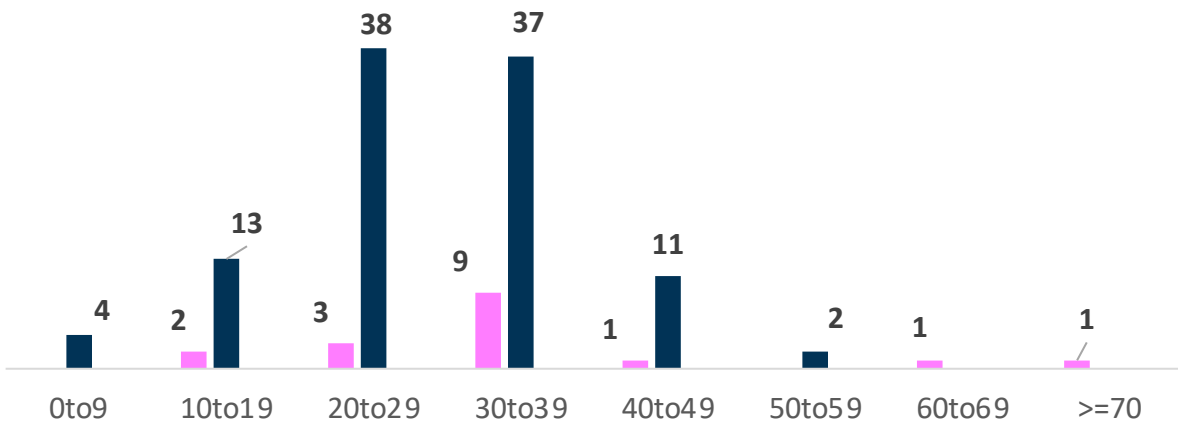
LAST 24 HOURS AGE GROUP AND GENDER WISE DISTRIBUTION



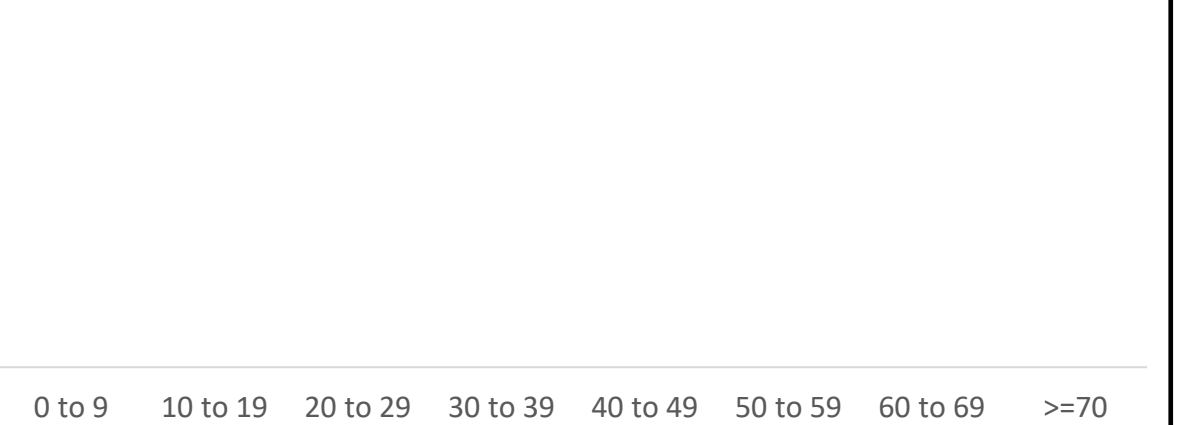
Positive Cases : 88



Recovered Cases : 122

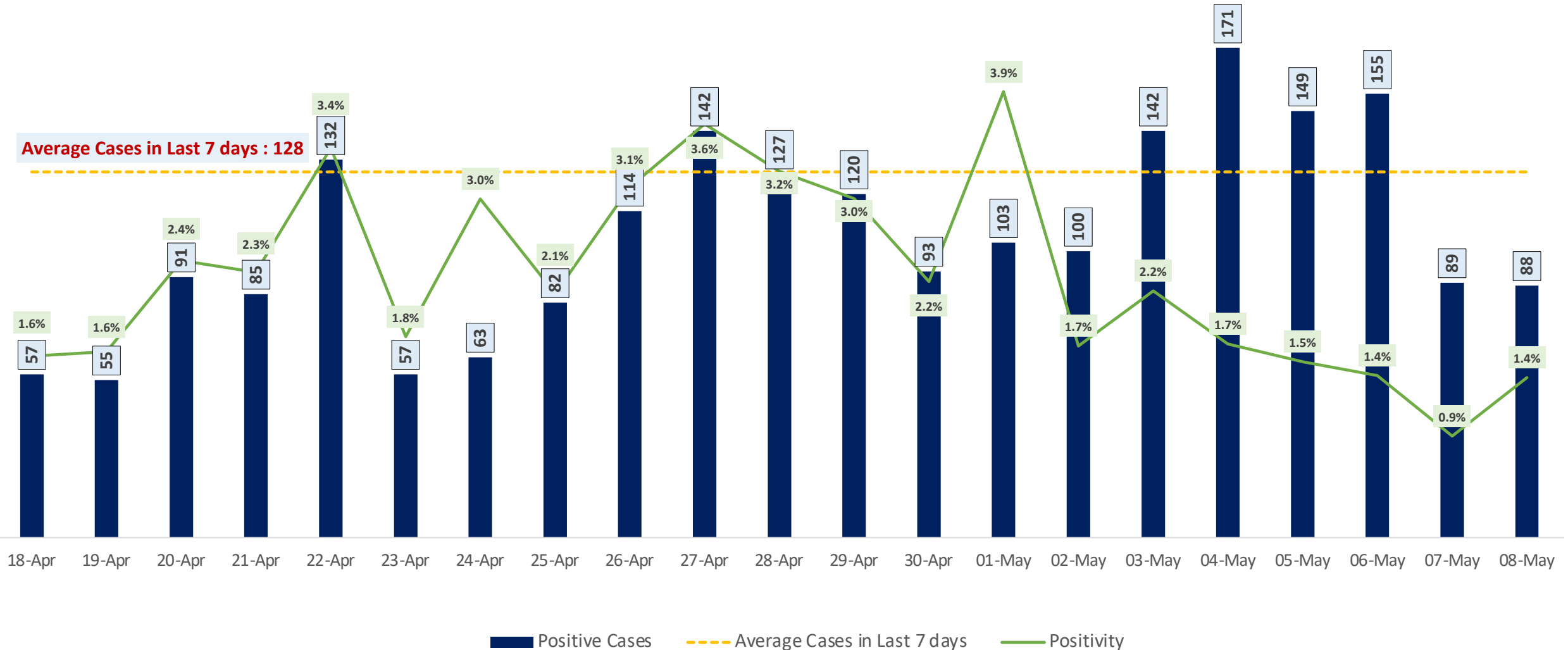


Death Cases : 0



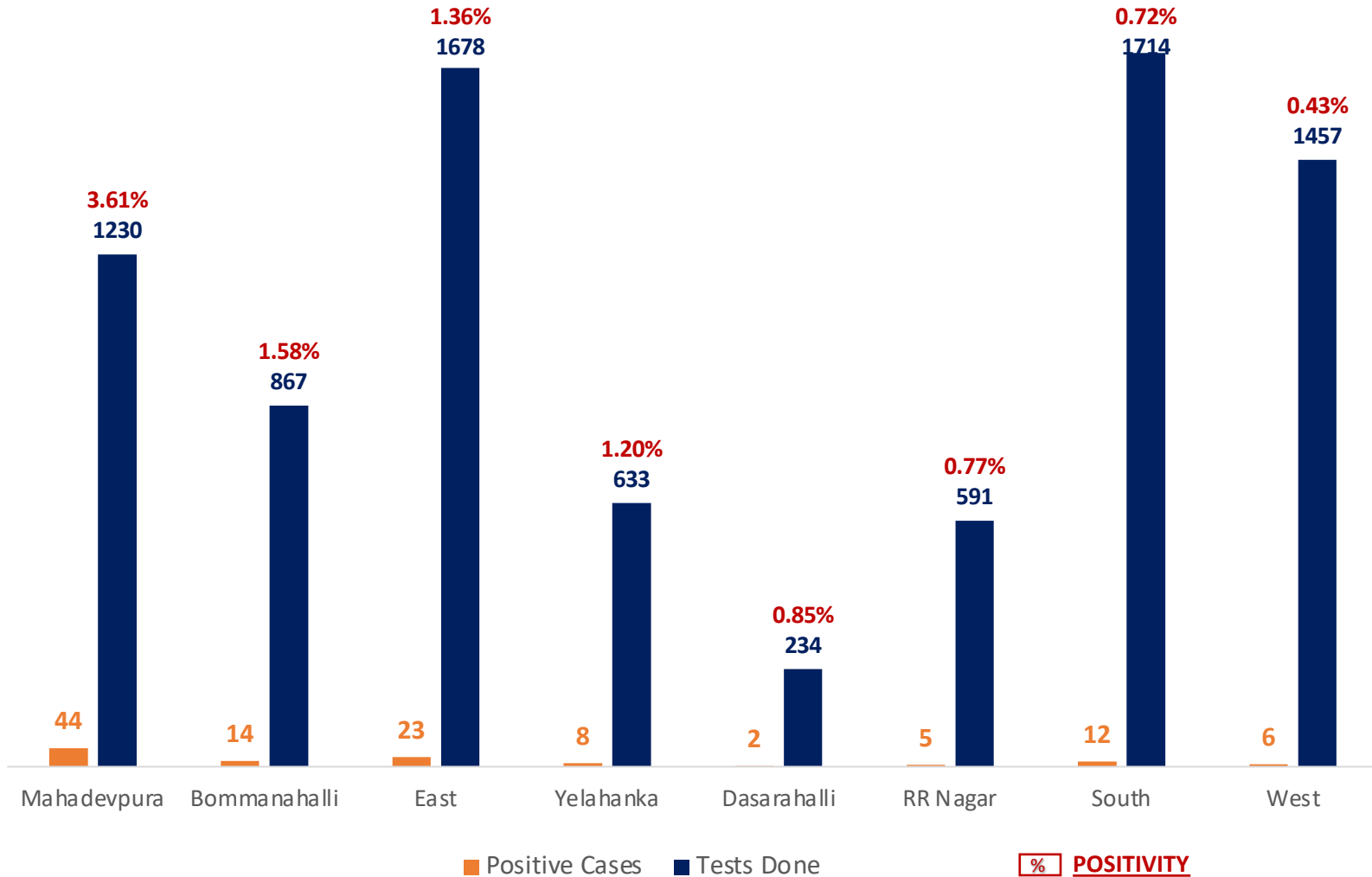


POSITIVITY RATE OF BENGALURU – LAST 21 DAYS





ZONE WISE COVID19 CASE MANAGEMENT FOR LAST 7 DAYS



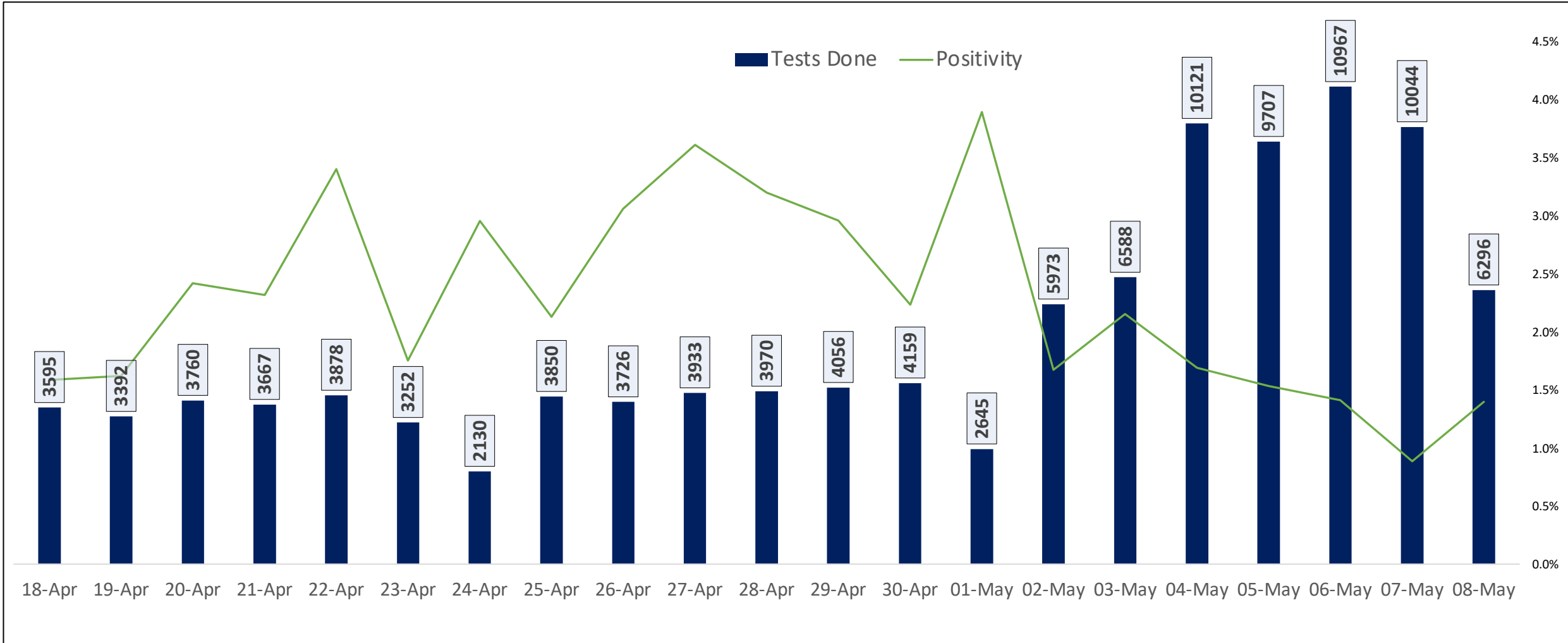
Zone Name	Hospital/ CCC	Home isolation	Under Tracing
BOMMANAHALLI	1.02%	98.98%	0.00%
DASARAHALLI	0.00%	100.00%	0.00%
EAST	0.00%	100.00%	0.00%
MAHADEVAPURA	0.71%	99.29%	0.00%
RR NAGAR	3.23%	96.77%	0.00%
SOUTH	1.25%	98.75%	0.00%
WEST	2.94%	97.06%	0.00%
YELAHANKA	4.17%	95.83%	0.00%



TESTING TRENDS IN BENGALURU

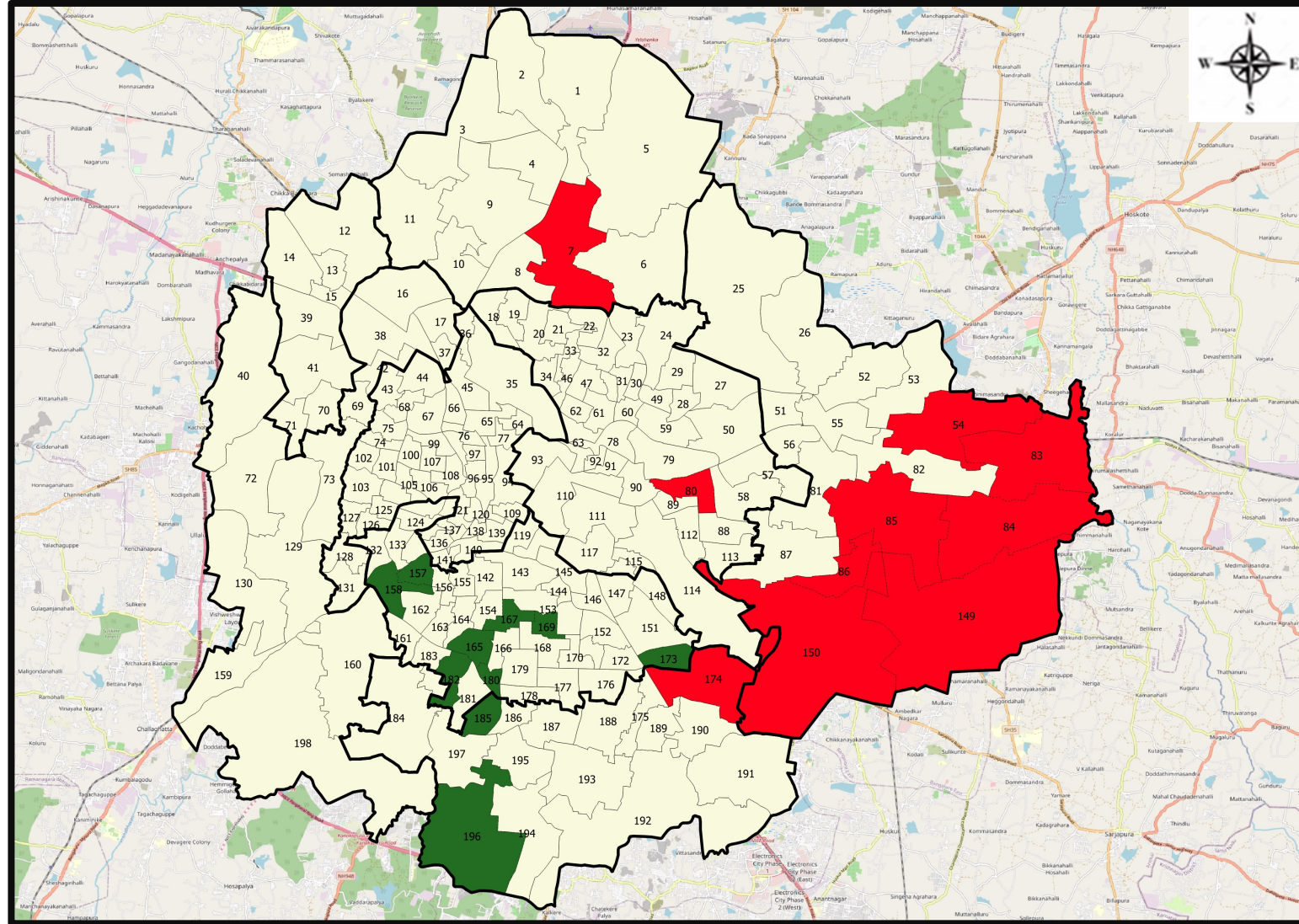


Total Test Conducted Till Date	Test Conducted Last 24 hours	Last 7 Days Average
2,94,41,718	6,296	8,528





BENGALURU URBAN MAP SHOWING TREND OF POSITIVE CASES IN LAST 7 DAYS



Top 10 wards reporting highest number of positive cases in last 7 days

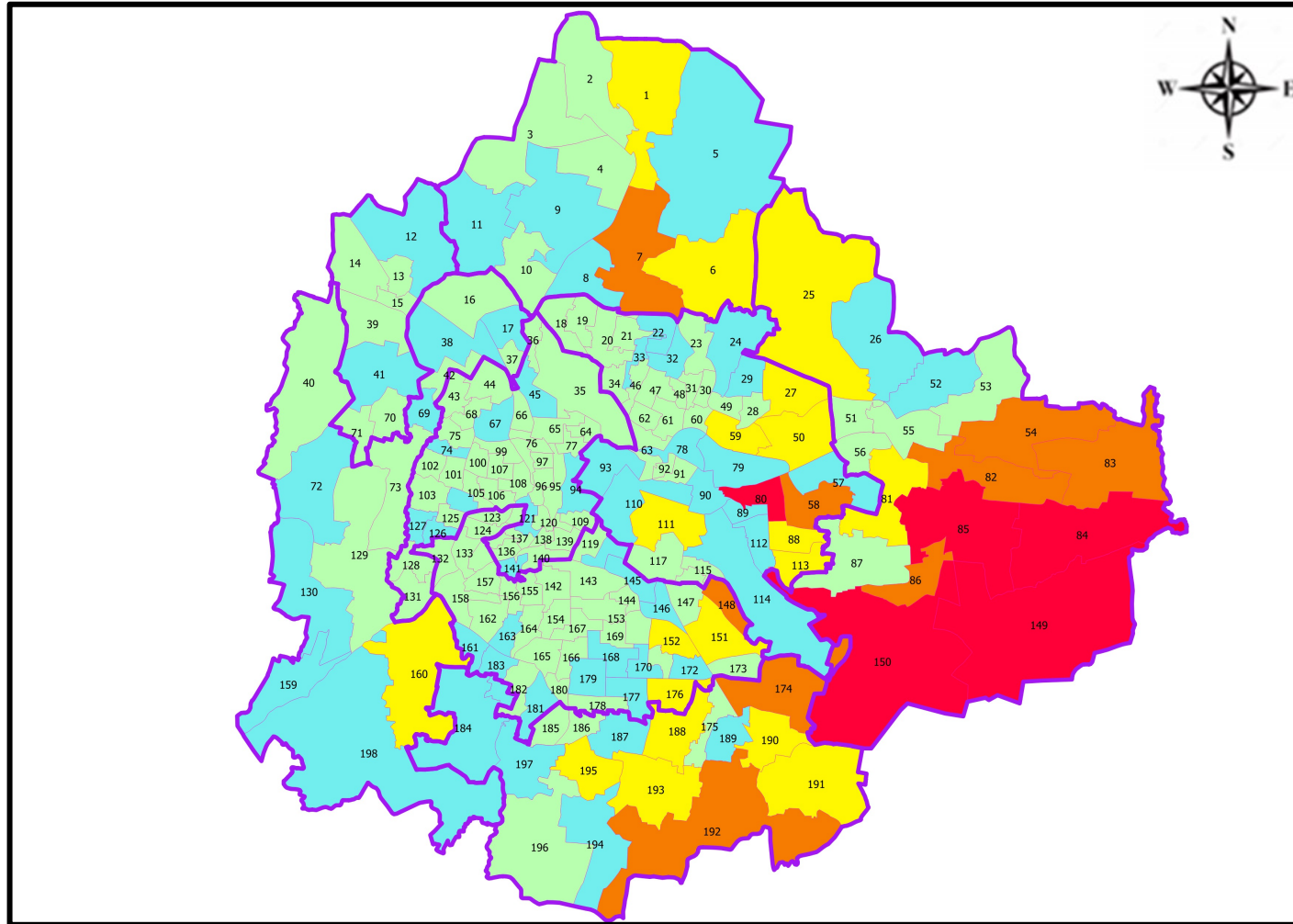
Ward No.	Ward Name	Daily Cases Average
150	Bellanduru	11
84	Hagadur	7
85	Dodda Nekkundi	6
149	Varthuru	5
80	Hoysala Nagar	4
83	Kadugodi	3
86	Marattahalli	3
174	HSR Layout	2
7	Byatarayanapura	2
54	Hudi	2







Top 10 wards reporting least number of positive cases in last 7 days

Ward No.	Ward Name	Daily Cases Average
196	Anjanapura	0
185	Yelchenahalli	0
182	Padmanabha Nagar	0
180	Banashankari Temple Ward	0
173	Jakkasandra	0
169	Byrasandra	0
167	Yediyur	0
165	Ganesh Mandiara Ward	0
158	Deepanjali Nagara	0
157	Gali Anjaneya Temple	0



BENGALURU MAP SHOWING INTENSITY OF POSITIVE CASES IN LAST 7 DAYS



-  **Level 1 : 0 to 1 Cases**
-  **Level 2 : 1 to 05 Cases**
-  **Level 3 : 05 to 10 Cases**
-  **Level 4 : 10 to 25 Cases**
-  **Level 5 : More than 25 Cases**
-  **Zone Boundaries**

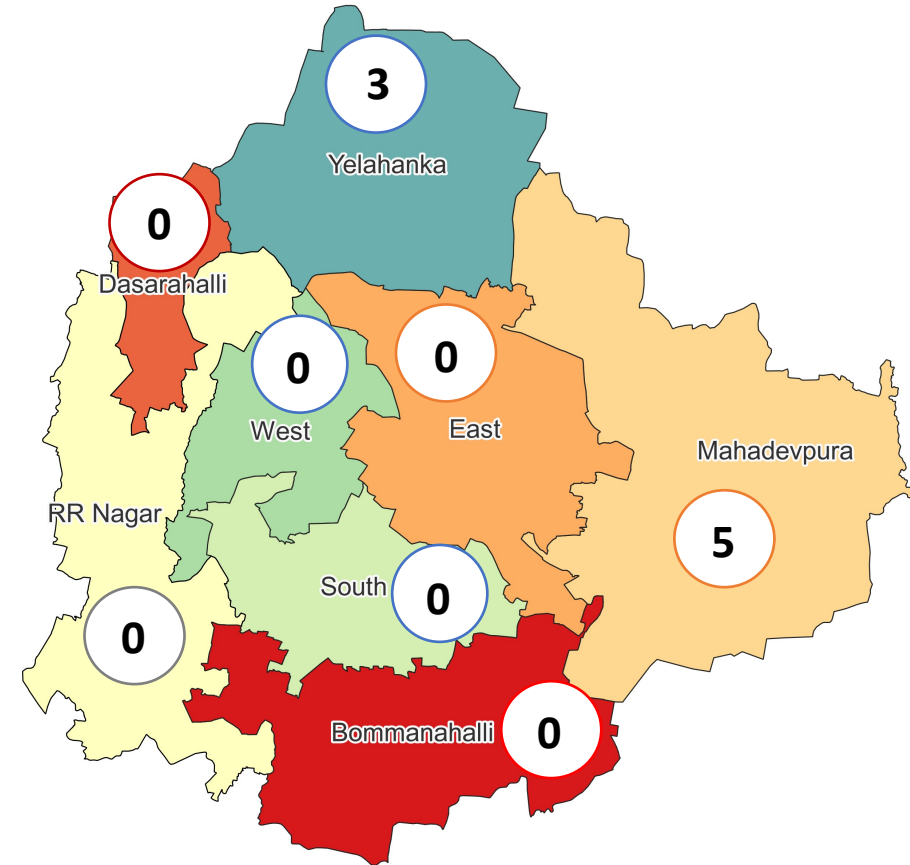


CONTAINMENT ZONE DETAILS



Zone Name	TOTAL CZs	Less Than 5 Cases	5 To 14 Cases	More Than 14 Cases
BOMMANAHALLI	0 (▼1)	0 (▼1)	0 (-)	0 (-)
DASARAHALLI	0 (-)	0 (-)	0 (-)	0 (-)
EAST	0 (-)	0 (-)	0 (-)	0 (-)
MAHADEVPURA	5 (▲1)	5 (▲1)	0 (-)	0 (-)
RR NAGAR	0 (-)	0 (-)	0 (-)	0 (-)
SOUTH	0 (-)	0 (-)	0 (-)	0 (-)
WEST	0 (-)	0 (-)	0 (-)	0 (-)
YELAHANKHA	3 (-)	3 (-)	0 (-)	0 (-)
TOTAL	8 (-)	8 (-)	0 (-)	0 (-)

Total Active Containment Zones



Types of Containment

Zone Name	Apartments/ Villa	Individual House	Hostels/Quarters	Others	Schools/Colleges
BOMMANAHALLI	0 (▼1)	0 (-)	0 (-)	0 (-)	0 (-)
DASARAHALLI	0 (-)	0 (-)	0 (-)	0 (-)	0 (-)
EAST	0 (-)	0 (-)	0 (-)	0 (-)	0 (-)
MAHADEVPURA	5 (▲1)	0 (-)	0 (-)	0 (-)	0 (-)
RR NAGAR	0 (-)	0 (-)	0 (-)	0 (-)	0 (-)
SOUTH	0 (-)	0 (-)	0 (-)	0 (-)	0 (-)
WEST	0 (-)	0 (-)	0 (-)	0 (-)	0 (-)
YELAHANKHA	3 (-)	0 (-)	0 (-)	0 (-)	0 (-)
TOTAL	8 (-)	0 (-)	0 (-)	0 (-)	0 (-)

▲▼ : Shows increase and decrease in numbers as compared to previous day



GOVT. QUOTA COVID BED STATUS AS ON 09.05.2022



SR. NO.	Facility Type	No. of Hospital	Total Allocated Beds for C+ Patients					Occupied Beds for C+ Patients					Net Available Beds for C+ Patients				
			Gen Beds	HDU	ICU Beds	ICU-V	Total	Gen Beds	HDU	ICU Beds	ICU-V	Total	Gen Beds	HDU	ICU Beds	ICU-V	Total
1	Government Medical Colleges	4	120	255	33	27	435	1	0	0	0	1	119	255	33	27	434
2	Government Hospitals	18	637	292	74	95	1,098	0	0	0	0	0	637	292	74	95	1,098
3	Private Medical Colleges	12	178	200	66	35	479	0	0	0	0	0	178	200	66	35	479
4	Private Hospitals	32	181	61	49	42	333	0	0	0	0	0	181	61	49	42	333
5	Covid Care Centre	1	50					0					50				
Total Beds		67	1,166	808	222	199	2,395	1	0	0	0	1	1,165	808	222	199	2,394

* Status as on 09.05.2022 – 05:30 PM

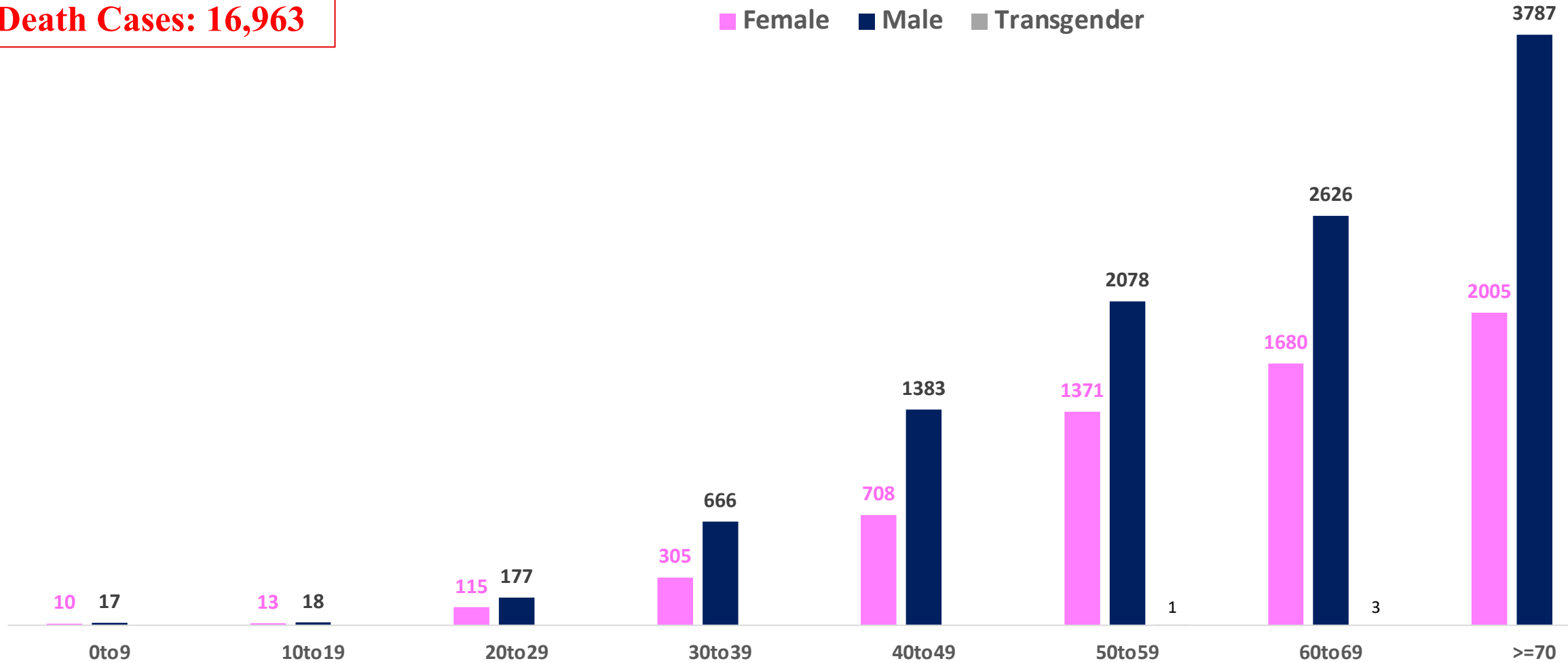


AGE AND GENDER WISE DISTRIBUTION OF DEATH CASES



Death Cases: 16,963

Female Male Transgender





VACCINATION COVERAGE AS ON 08.05.2022

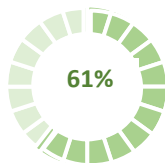
Total Doses Administered

1,89,45,532

▲ 3,769

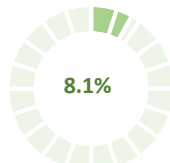
Total 12-14 years Population : 2.82 Lakhs

1ST DOSE



61%
1,70,494
Doses administered
▲ 385

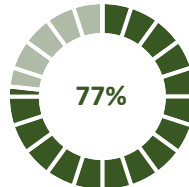
2ND DOSE



8.1%
22,856
Doses administered
▲ 138

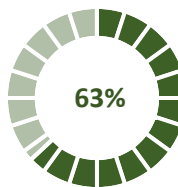
Total 15-18 years Population : 4.42 Lakhs

1ST DOSE



77%
3,39,703
Doses administered
▲ 57

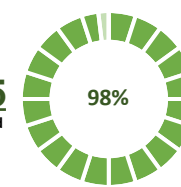
2ND DOSE



63%
2,79,135
Doses administered
▲ 93

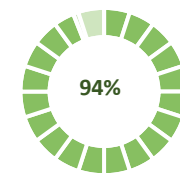
Total adult Population : 91.7 Lakhs

1ST DOSE



98%
89,94,150
Doses administered
▲ 52

2ND DOSE



94%
86,17,654
Doses administered
▲ 1,361

Priority Group*

Health Care Workers

Dose 1

2,10,295

Doses administered

▲ 0

Dose 2

2,06,215

Doses administered

▲ 0

Frontline Workers

Dose 1

3,81,766

Doses administered

▲ 0

Dose 2

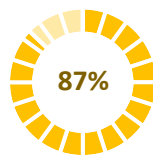
3,72,330

Doses administered

▲ 3

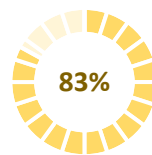
18 - 44 Years Coverage

Dose 1



87%
57,29,765
Doses administered
▲ 39

Dose 2



83%
54,55,101
Doses administered
▲ 944

PRECAUTION DOSE



5,21,540

Doses administered

▲ 1,683

PRECAUTION DOSES ADMINISTERED

Health Care Workers

73,370

Booster Doses administered

▲ 64

Front Line Workers

67,337

Booster Doses administered

▲ 118

60 + Years Coverage

3,03,350

Booster Doses administered

▲ 417

18 + Years Coverage

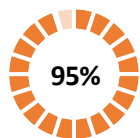
77,483

Booster Doses administered

▲ 1,084

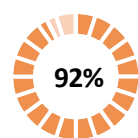
45 – 59 Years Coverage

Dose 1



95%
16,93,207
Doses administered
▲ 6

Dose 2



92%
16,40,091
Doses administered
▲ 259

60 + Years Coverage

Dose 1



100%
9,79,117
Doses administered
▲ 7

Dose 2



100%
9,43,917
Doses administered
▲ 155



COVID-19 SCENARIO IN BENGALURU AND OTHER METROPOLITIAN CITIES



CITY NAME	Positive Cases	Active Cases	Recovered	Deceased	Vaccine Doses Administered
New Delhi	18,94,254	5,939	18,62,136	26,179	3,37,77,345
Bengaluru*	17,84,674	1,805	17,65,906	16,963	2,17,86,345
Mumbai	10,59,807	815	10,39,429	19,563	2,09,43,749
Chennai	7,51,943	265	7,42,610	9,068	1,04,86,013
Kolkata	4,47,192	272	4,41,264	5,656	1,00,64,694

Source : <https://dashboard.cowin.gov.in/> at 5:30pm (09.05.2022)
Source : <https://www.covid19bharat.org/> at 5:30pm (09.05.2022)

*includes BBMP & Bengaluru Urban



SNAPSHOT OF COVID-19 CASES IN BENGALURU URBAN



**Total Wards With
<=5 Cases* :
153**

**Tests Conducted
On 08.05.2022:
6,296**

**Recovery
Rate:
98.95%**

**Total
Active Cases :
1,805**

**Total Vaccinated on
08.05.2022:
3,769**

**Positivity
Rate* :
1.50%**

**Active
Rate:
0.10%**

**Case
Fatality Rate* :
0.00%**



*Total positive cases In the past 7 days

*CFR and positivity is for Past 7 days



ಬೃಹತ್ ಬೆಂಗಳೂರು ಮಹಾನಗರ ಪಾಲಿಕೆ
Bruhat Bengaluru Mahanagara Palike



Download BBMP Bulletin	https://apps.bbmpgov.in/covid19/mediabulletin.php
For BBMPCovid19 Bed Status:	https://apps.bbmpgov.in/covid19/en/Bedstatus.php
To register for vaccination :	https://selfregistration.cowin.gov.in/
BBMP COVID19 Dashboard:	https://apps.bbmpgov.in/covid19/
Follow us on:	 www.facebook.com/bbmp.comm1/
	 twitter.com/BBMPCOMM

ಅರೋಗ್ಯ ಮತ್ತು ಕುಟುಂಬ ಕಲ್ಯಾಣ ಇಲಾಖೆ
ಶ್ರೀ ನರೇಂದ್ರ ವೀರಡಿ
ಸಂಸ್ಥಾಪಕ ಕುಟುಂಬ ಕಲ್ಯಾಣ ಅಧಿಕಾರಿ
ಶ್ರೀ ಬಸವರಾಜ ಎನ್. ಬೊಮ್ಮಾಯಿ
ಸಾಧ್ಯ ಮತ್ತು ಸಾಧ್ಯವಿಲ್ಲದ ಕೆಲಸಗಳ ನಿರೀಕ್ಷಕರು

ಸ್ವಯಂಪ್ರೇರಣಕವಾಗಿ ಲಸಿಕೆ ಪಡೆಯಿರಿ
ಸಂಪೂರ್ಣವಾಗಿ ಲಸಿಕೆ ಪಡೆದು ರಕ್ಷಣೆ ಪಡೆಯಿರಿ
ಎಲ್ಲರಿಗೂ ಅರೋಗ್ಯ, ಎಲ್ಲೆಡೆಯೂ ಅರೋಗ್ಯ

ಮಾಸ್ಕ್ ಧರಿಸಿ
Mask Up
ಕುಟುಂಬದವರೊಂದಿಗೆ

ಮಾಸ್ಕ್ ಧರಿಸಿ ಮತ್ತು ಅಂತರವನ್ನು ಸಾಪಾಡಿಸಿ
ದೈಹಿಕ ಅಂತರವನ್ನು ಸಾಪಾಡಿಸಿ
ಸಾಮೂಹಿಕ ಗುಂಪು ಸೇರುವುದನ್ನು ತಪ್ಪಿಸಿ
ಮಾಸ್ಕ್ ಧರಿಸಿ ಮತ್ತು ಅಂತರವನ್ನು ಸಾಪಾಡಿಸಿ
ಮಾಸ್ಕ್ ಧರಿಸಿ ಮತ್ತು ಅಂತರವನ್ನು ಸಾಪಾಡಿಸಿ
ಮಾಸ್ಕ್ ಧರಿಸಿ ಮತ್ತು ಅಂತರವನ್ನು ಸಾಪಾಡಿಸಿ

Issued by:

Honorable Chief Commissioner, BBMP
Special Commissioner Health & IT, BBMP
MD, Bengaluru Smart City Limited

THANK YOU !

